

# ADHP3

High Pressure Access Door  
Negative Pressure Applications



## APPLICATION

The Ruskin ADHP3 High Pressure Access Door is designed to provide convenient access to high pressure ducts for inspection and resetting of fire dampers. It is constructed of heavy gage galvanized steel installed inside a flanged frame. The door works with duct pressure to compress gasketing material on the frame to make a tight seal. The ADHP is designed for installation in duct systems with pressures up to 12 in. w.g. The ADHP can be supplied as an integral part of a combination fire damper, sleeve, access door all factory fabricated, shipped complete and ready for installation.

The Ruskin ADHP3 also helps protect against collapsing of ductwork due to accidental closing of fire dampers during system operation. Spring latches allow the ADHP to relieve negative direct pressures and automatically return to seal position (unit must be installed on the downstream side of damper to provide vacuum collapse protection). Unique spring latch allows easy access to duct work interior.

## STANDARD CONSTRUCTION

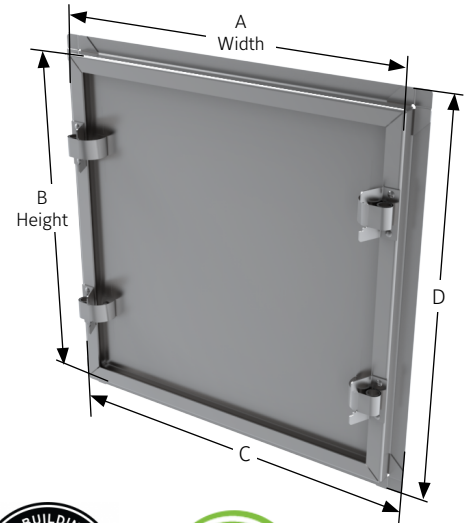
<b>Frame</b>	Die formed 16 gage galvanized steel Z with reinforced corners
<b>Door</b>	Formed 16 gage galvanized steel
<b>Locks</b>	Unique spring latch allows easy access to duct work interior
<b>Seals</b>	Polyurethane foam

## VARIATIONS

- ▶ Insulated door
- ▶ Available with a see-through (plexiglass) door – .125" plexiglass for sizes to 10" x 10" (254 x 254) – .250" plexiglass for 12" x 12" (305 x 305)
- ▶ Stainless steel construction

## APPLICATION

- ▶ Only one product to install.
- ▶ Access Door Close to Fire Damper for easy access.
- ▶ Saves you buying expensive T elbow to install.
- ▶ Insures you of Pressure Relief.
- ▶ Available with insulated or "See Through" Plexiglass Door.



ISO9001  
CERTIFIED



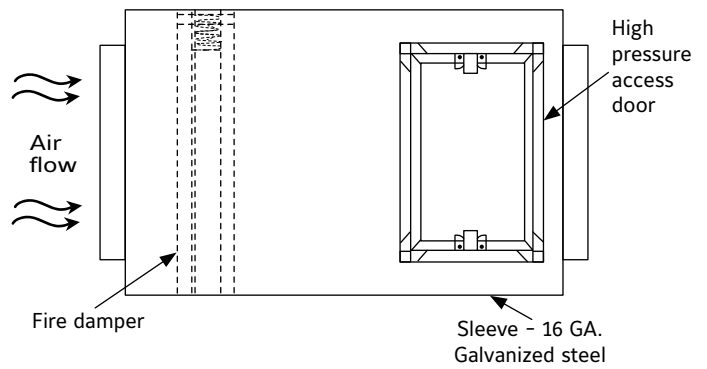
5  
YEAR LIMITED  
WARRANTY

Unit size	A Width	B Height	C	D	E*
6 X 10	6	10	7 1/2	11 1/2	8
8 X 8	8	8	9 1/2	9 1/2	10
10 X 10	10	10	11 1/2	11 1/2	12
12 X 12	12	12	13 1/2	13 1/2	14
18 X 18	18	18	19 1/2	19 1/2	20

\*Dimension E is the additional sleeve length required to install access door in fire damper sleeve.

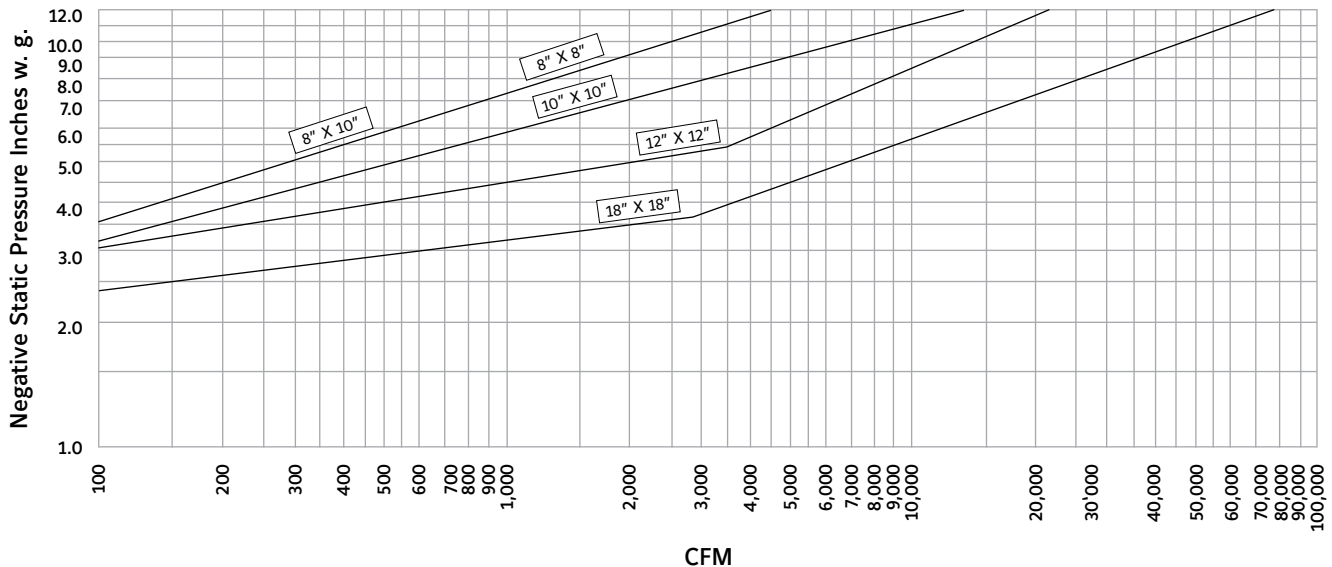
## SUGGESTED SPECIFICATIONS

Fire dampers (as elsewhere specified) for installation in medium or high pressure duct systems shall be furnished and installed as complete factory fabricated units consisting of the fire damper, sleeve, and High Pressure Access Door. Sleeve shall be of required gage & length to provide an approved fire damper installation and to accommodate a factory fabricated High Pressure Access Door meeting the following specifications. High Pressure Access Door shall be of suitable size and located so fire damper can be conveniently inspected, tested, and reset. Access Doors shall be the product of a company actively engaged in the design, manufacturer, and distribution of duct access doors on a commercial basis. Access Doors for medium & high pressure duct systems shall be rated by their manufacturer's published literature for installation in systems with pressures up to 12 in. w.g. Access doors shall be Ruskin ADHP3 or approved equal.



## PERFORMANCE DATA

AIR FLOW VS. PRESSURE



NOTE:

1. CFM is the amount of air flow in CFM that will occur under various negative static pressure conditions.
2. Static Pressure and CFM are corrected to .075 lb./cu. ft. air density.

### LINKS TO IMPORTANT DOCUMENTS

#### Document Title

Limited Warranty Document



3900 Doctor Greaves Road  
Kansas City, MO 64030  
Website: [www.ruskin.com](http://www.ruskin.com)  
Phone: (816) 761-7476