

# ADC(H)12, ADC(H)22 & ADC(H)W22

## SMACNA Standard Access Doors



### APPLICATION

Ruskin access doors offer quick, easy and economical installation wherever duct access is needed. Manual locks assure tight door closure and the continuous piano-type hinge models give smooth operation. The ADCW and ADHW models feature a "see through" panel that permits visual duct inspection without door removal.

### STANDARD CONSTRUCTION

<b>Frame</b>	22 gage (.8) galvanized steel with seal
<b>Door</b>	22 gage (.8) galvanized steel
<b>Hinge (ADH models only)</b>	Plated steel continuous piano type
<b>Cam locks</b>	Plated steel - see note 4 for quantity per door
<b>Seals</b>	Foam gasket
<b>Insulation</b>	<b>Models ADC12 and ADH12</b> - 1/2" (12) Foil faced foam <b>Models ADC22 and ADH22</b> - 1" (25) Fiberglass

### DOOR CONSTRUCTION

<b>ADC12</b>	Removable, single skin
<b>ADH12</b>	Hinged, single skin
<b>ADC22</b>	Removable, double skin
<b>ADH22</b>	Hinged, double skin
<b>ADCW22</b>	Removable, double skin with round transparent plexiglass window
<b>ADHW22</b>	Hinged, double skin with round transparent plexiglass window

### DOOR SIZES

<b>Minimum size</b>	6" w x 6" h (152 x 152)
<b>Maximum size</b>	24" w x 24" h (610 x 610)

### MAXIMUM OPERATIONAL RATINGS


<b>Maximum Static Pressure (per SMACNA Duct Construction Standards)</b>	Through 12" w x 12" h (305 x 305) - 3" w.g.
	Above 12" w x 12" h (305 x 305) - 2" w.g.
	SMACNA standard access doors (double skin only) have been tested to higher pressures but will not be constructed per SMACNA Standards and will leak more. Refer to page 2 for more information

### INSTALLATION

Cut hole 11/8" (28) smaller than door size

#### NOTE:

- Dimensions shown in parenthesis ( ) indicate millimeters.
- Access doors furnished actual size.
- For doors larger than 24" x 24" (610 x 610) see GPAD.
- ADH Models - Doors 16" (406) and under have one lock, doors over 16" (406) have two locks.  
ADC Models - Doors 16" (406) and under have two locks, doors over 16" (406) have four locks.



ADH22



ADC22



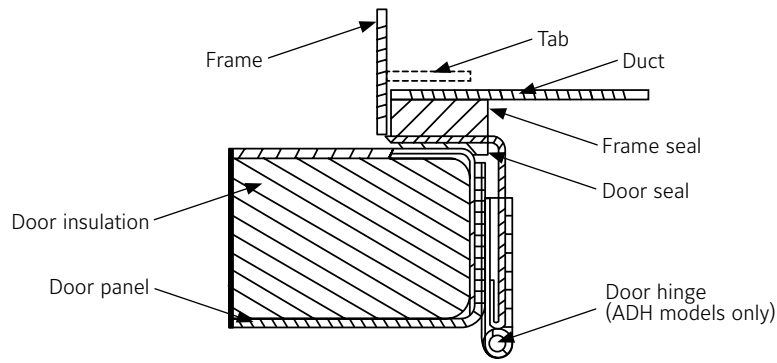
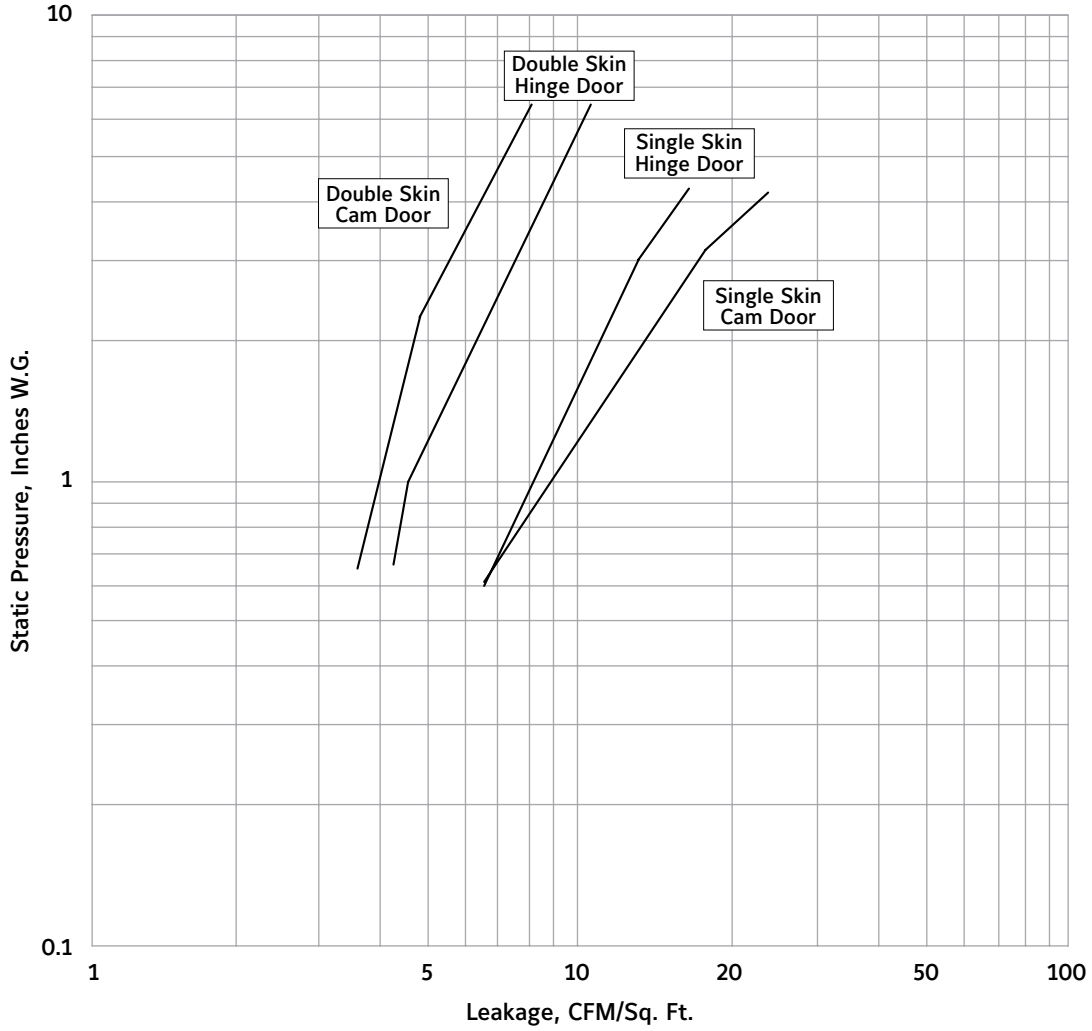
ADH with Optional Window



### VARIATIONS

- ▶ Additional Cam Locks
- ▶ Stainless Steel Cam Locks
- ▶ Brass Plated Cam Locks
- ▶ Ventlock 100 latches
- ▶ 304 Stainless steel construction
- ▶ Aluminum construction
- ▶ 20 gage (.9) door panels
- ▶ Security chain
- ▶ Stainless Steel hinge
- ▶ Wire reinforced glass window
- ▶ Neoprene door seal
- ▶ Intermediate sizes between 6" x 6" (152 x 152) and 24" x 24" (610 x 610)

12" x 12" ACCESS DOOR



DOOR DETAIL

**i** LINKS TO IMPORTANT DOCUMENTS

Document Title

Limited Warranty Document



3900 Doctor Greaves Road  
 Kansas City, MO 64030  
 Website: [www.ruskin.com](http://www.ruskin.com)  
 Phone: (816) 761-7476