


**RUSKIN**<sup>®</sup>  
*GO GREEN*  *GO RUSKIN*

**AIR**  
*MEASURING SOLUTIONS*



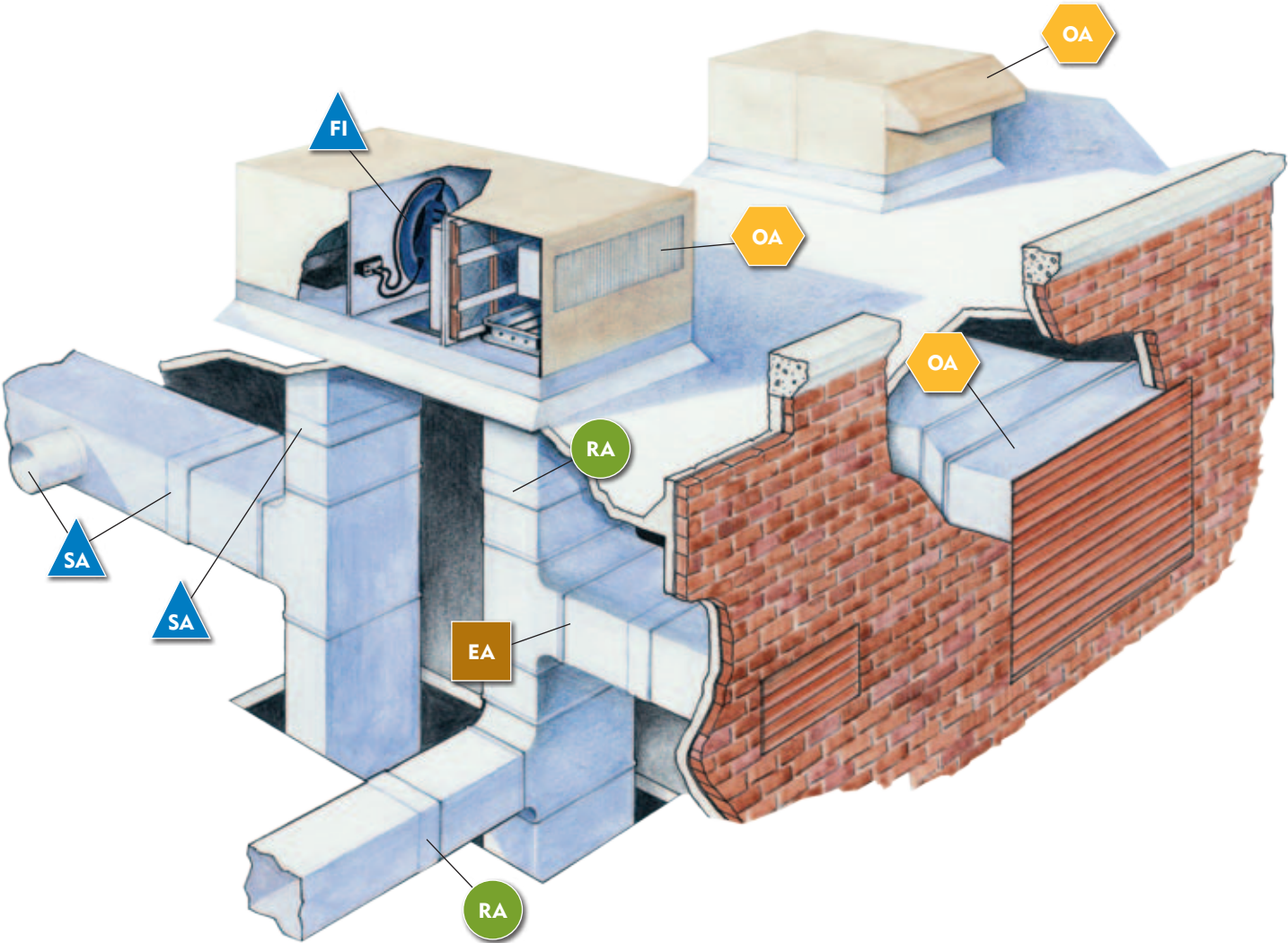
*Ruskin Solutions  
for Measuring, Maintaining  
and Controlling Air*



## Applications Chart

Application Code	Application Description	MODEL and necessary options to satisfy each application (Std. indicates standard construction — no additional options required)	RUSKIN BEST VALUE (note 1)	Cost Index (note 2)	Product Velocity Range	Technology Code (note 3)	Output to BAS (note 4)	Factory Calibrated Assembly	AMCA Certified	Includes - Airflow station, damper & actuator	Airflow station with base controls
<b>Outside Air</b>											
OA	For Demand Control Ventilation (DCV), select units that monitor and maintain a CFM setpoint as the fan scrolls up and down. Units also automatically adjust flow as system changes occur.	IAQ50X (Std.)		1.31	150-2000	DP	Lin	Yes		✓	
		EAMS060 (Std.)	✓	0.86	100-2000	EMF	Lin	Yes		✓	
		AMS050 w/optional AMS070V & Actuator		1.00	300-5000	DP	Lin	Opt.	✓	✓	
		IAQ350XL w/optional AMS070V & Actuator		1.02	275-2024	DP	Lin	Opt.		✓	
	For Variable Air Volume (VAV) and constant volume, select units that measure flow and provide a damper for manual control or BAS control by others.	AMS050 (Std.)		0.83	300-5000	DP	P <sub>v</sub>	Opt.	✓		✓
		EAMS060 (Std.)	✓	1.00	100-2000	EMF	Lin	Yes		✓	
		CDRAMS (Std.) - round duct or openings			400-4000	DP	P <sub>v</sub>	Opt.			✓
	Save space on ducted or non-ducted outside air intake building penetrations by selecting units that include a louver with an integral airflow station.	AML3 Air Measurement Louver (Std.)	✓	1.00	275-2024	DP	P <sub>v</sub>	No	✓		✓
		AML6 Air Measurement Louver (Std.)		1.25	345-2149	DP	P <sub>v</sub>	No			✓
	<b>Supply Air or Fan Inlet</b>										
FI	Save energy with a noninvasive electronic fan inlet measuring station (use on SA, RA, or EA).	EFAMS (std.)	✓	1.00	0-10000	TD	Lin	Yes			✓
SA	For supply and return air units serving one floor or one pressure area, select a duct mounted product that can be installed four inches in front of the existing damper (retrofit) or a product with an integral damper (new construction).	AMS (Std.)		1.02	300-5000	DP	P <sub>v</sub>	No	✓		✓
		EAMS (Std.)		1.00	100-2000	EMF	Lin	Yes	✓		✓
		EAMP (Std.)	✓	0.85	0-4000	TD	Lin	Yes			✓
		AMS050 (includes damper)		0.83	300-5000	DP	P <sub>v</sub>	Opt.	✓		✓
		EAMS060 (includes damper)		1.00	100-2000	EMF	Lin	Yes		✓	
	CDRAMS - round duct or openings			400-4000	DP	P <sub>v</sub>	Opt.			✓	
<b>Return Air</b>											
RA	For supply and return air units serving one floor or one pressure area, select a duct mounted product that can be installed four inches in front of the existing damper (retrofit) or a product with an integral damper (new construction).	AMS (Std.)		1.02	300-5000	DP	P <sub>v</sub>	No	✓		✓
		EAMS (Std.)		1.00	100-2000	EMF	Lin	Yes	✓		✓
		EAMP (Std.)	✓	0.85	0-4000	TD	Lin	Yes			✓
		AMS050 (includes R.A. damper)		0.83	300-5000	DP	P <sub>v</sub>	Opt.	✓		✓
		EAMS060 (includes R.A. damper)		1.00	100-2000	EMF	Lin	Yes		✓	
<b>Exhaust Air</b>											
EA	For exhaust air, select a differential pressure product that includes an air straightener (new construction) or only probes (retrofit).	AMP		0.84	400-5000	DP	P <sub>v</sub>	No	✓		✓
		AMP015	✓	1.00	400-5000	DP	P <sub>v</sub>	No	✓		✓
		AMS (incl. air straightener)	✓	1.00	300-5000	DP	P <sub>v</sub>	No	✓		✓

Applications



OUTSIDE AIR

SUPPLY AIR or FAN INLET

RETURN AIR

EXHAUST AIR

- 1. Ruskin "Best Value" is based on cost versus features & benefits for the particular application. It is not always the low cost option.
- 2. Model, cost index and feature columns include options required to satisfy the listed application.
- 3. Technology used to measure flow — TD = Thermal Dispersion, DP = Differential Pressure, EMF = Electronic Mass Flow
- 4. Output to BAS —  $P_v$  = Velocity Pressure (curve), Lin = Linear (straight line)

## Quick Reference Chart

Models	Description	Unit Depth	Velocity Range (Feet Per Minute)	Factory Standard Controls	Factory Calibration	Accuracy	AMCA Certified (Yes/No)
<b>EAMS</b> Page 9	Electronic Air Measuring Station	12"	100-2000	Electronic Mass Flow Sensor & Controller	Yes	3%	Yes
<b>AMS050</b> Page 11	Air Measuring Station with Integral Damper	15"	300-5000	Transducer (LCD Display Optional)	Optional	3%	Yes
<b>AML3</b> Page 12	Air Measuring Louver	4"	275-2024 Free Area	Transducer (LCD Display Optional)	No	3%	Yes
<b>AMS</b> Page 14	Air Measuring Station	9"	300-5000	Transducer (LCD Display Optional)	No	3%	Yes
<b>AMP Series</b> Page 15	Air Measuring Probe Kit (retrofit) AMP001, AMP002 & AMP003	2"	400-5000	Transducer (LCD Display Optional)	No	5%	Yes
<b>AMP015</b> Page 15	Air Measuring Probe Assembly (retrofit)	2"	400-5000	Transducer (LCD Display Optional)	No	5%	Yes
<b>EFAMS</b> Page 6	Electronic Fan Inlet Air & Temperature Measuring Station	2"	0-10000	Control Transmitter with LCD Display	Yes	3%*	No
<b>EAMP</b> Page 7	Electronic Thermal Dispersion Flow and Temperature Measurement Probe	2"	0-4000	Control Transmitter with LCD Display	Yes	2%*	No
<b>EAMS060</b> Page 8	Electronic Air Measuring Station with Low Leakage Damper	18"	100-2000	Electronic Mass Flow Sensor, Controller & Actuator	Yes	3%*	No
<b>IAQ50X</b> Page 10	Indoor Air Quality damper with Integral Measuring Station	11"	150-2000	Microprocessor Based Control Panel & Actuator	Yes	5%*	No
<b>AML6</b> Page 12	Air Measuring Louver	7"	345-2149 Free Area	Transducer (LCD Display Optional)	No	3%*	No
<b>IAQ350XL</b> Page 13	3" Air Measuring Louver with Integral AirMeasuring Station and Low-leak Damper	12"	275-2024 Free Area	Transducer (LCD Display Optional)	Optional	3%*	No
<b>CDRAMS</b> Page 16	Round Control Damper with Integral Air Measuring Station	Varies	400-4000	Transducer (LCD Display Optional)	Optional	3%*	No


\*Accuracy is Ruskin certified based on results derived from wind tunnel tests at Ruskin's state-of-the-art testing facility. All tests conducted in accordance with AMCA 611.

Minimum Size	Maximum Single Section	Larger Multiples	Technology	Output Signal	BAS Input Signal
W 12" H 12"	18 Sq Ft	Unlimited	Electronic Mass Flow	0-20mA Analog Std. with Bacnet interface included	4-20mA Analog Std. with Bacnet interface option
W 6" H 6"	W 60" H 72"	Yes (consult factory)	Velocity Pressure	0-5 or 0-10VDC (field select) Linear 4-20mA opt.	0-5 VDC (w/AMS070V)
W 12" H 12"	W 48" H 96"	Yes (consult factory)	Velocity Pressure	0-5 or 0-10VDC (field select) 4-20mA opt.	N/A
W 6" H 6"	W 48" H 96"	120" x 72"	Velocity Pressure	0-5 or 0-10VDC (field select) 4-20mA opt.	N/A
W 6" H 6"	W 60" H 42"	No	Velocity Pressure	0-5 or 0-10VDC (field select) 4-20mA opt.	N/A
W 6" H 6"	W 60" H 42"	No	Velocity Pressure	0-5 or 0-10VDC (field select) 4-20mA opt.	N/A
Dia. 6" Single Inlet	Dia. 84" Single Inlet	Dual Inlet	Thermal Dispersion	Analog 4-20mA or 2-10 VDC w opt. 500 resistor	N/A
W 8" H 8"	W 120" H 120"	Yes (consult factory)	Thermal Dispersion	Analog 4-20mA or 2-10 VDC w opt. 500 resistor	N/A
W 12" H 12"	18 Sq Ft	Yes (consult factory)	Electronic Mass Flow	0-20mA Analog Std. with Bacnet interface included	Analog 4-20mA
W 10" H 10"	W 48" H 84"	Yes (consult factory)	Differential Pressure	0-10 VDC Analog std. with Lon interface included	0-10VDC
W 12" H 12"	W 48" H 96"	Yes (consult factory)	Velocity Pressure	0-5 or 0-10VDC (field select) 4-20mA opt.	N/A
W 12" H 12"	W 48" H 96"	Yes (consult factory)	Velocity Pressure	0-5 or 0-10VDC (field select) 4-20mA opt.	0-5 VDC (w/AMS070V)
Dia. 6"	Dia. 24"	No	Velocity Pressure	0-5 or 0-10VDC (field select) 4-20mA opt.	0-5 VDC (w/AMS070V)

All louvers combined with airflow measurement devices are high performance, Class A design.

All dampers combined with airflow measurement devices are high performance, AMCA leakage class 1A(CD60 & CD50).

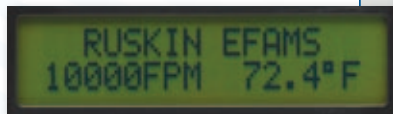
Ruskin Company certifies that the EAMS, AMS, AMS050, AML3 & AMP Series Air Monitoring Stations shown herein are licensed to bear the AMCA Seal – Airflow Measuring Station Performance. The ratings shown are based on tests and procedures performed in accordance with AMCA publication 611 and comply with requirements of the AMCA Certified Ratings Program.



## *Fan inlet measurement with no pressure drop! ±3% accuracy — airflow and mixed air temperature!*

### STANDARD FEATURES

- Aerodynamic, surface-mount design
- ±3% Repeatable flow measurement
- Thermal Dispersion Technology
- Measurement range from 0 to 10,000 FPM
- Transmitter includes LCD display
- 4-20 mA or 2-10 VDC output, proportional to CFM



EFAMS Kit

Ruskin Model EFAMS is a highly accurate thermal dispersion type air measuring device that averages multiple velocity and temperature points at the fan inlet bell. The aerodynamic, surface-mount design conforms to the shape of the inlet bell, providing excellent flow measurement with no pressure drop. Eliminating the excessive pressure drop and subsequent fan performance issues, associated with probe type stations, reduces energy cost. Since some air measurement probes can reduce fan performance by as much as 30%, the EFAMS provides a low cost solution that saves the end user money year over year.

Each sensor circuit is equipped with velocity and temperature thermistors that are individually tested and calibrated. Sensor circuits are connected to the router, which stores the calibration data. The transmitter comes standard with an LCD display, indicating airflow and temperature. Each measuring point is factory tested and calibrated to ensure the highest degree of accuracy. Each transmitter is capable of averaging up to four sensor circuits. The transmitter communicates velocity and temperature, within 3% of reading, to any building automation system through analog outputs.

The simple “plug & play” feature of the EFAMS reduces installation time. The standard shielded CAT5e network cable connects sensors to router, and router to transmitter. Each EFAMS kit contains two sensor circuit assemblies, a router, a transmitter and two communications cables as shown in the picture to the right.



EFAMS

**Factory calibrated at each sensing point!  
Measures and displays flow and temperature!**



#### STANDARD FEATURES

- Thermal Dispersion Technology
- EAMP020 Control Transmitter
- 4-20mA or 2-10 VDC output, proportional to CFM
- 4-20mA or 2-10 VDC temperature output
- Airfoil shape probe
- Multiple Sensing Points
- Transmitter with LCD display

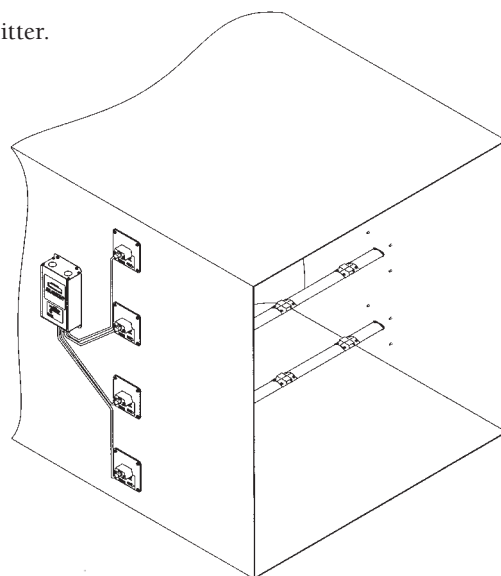
#### OPTIONAL FEATURES

- Stainless mounting hardware
- Anodized finish on probes
- Turnkey factory mounting within damper or louver assembly

Ruskin's EAMP (Electronic Air Monitoring Probe) is a highly accurate thermal dispersion type air measuring device that averages multiple velocity and temperature points in the duct or plenum in which it is installed. Each sensor circuit is equipped with velocity and temperature thermistors that are individually tested to NIST traceable standards.

At each sensing point, flow and temperature are measured and recorded. This information is sent to an integral multiplexing unit. The multiplexing unit collects data from each sensor circuit and sends a digital output to the control transmitter. The control transmitter comes standard with an LCD display to indicate the air flow and temperature. Each measuring point on every probe is factory tested and calibrated to ensure the highest accuracy. Since the calibration data is stored within each probe, it is not necessary to match the probe to a specific control transmitter.

Each control transmitter is capable of averaging up to four probes and sixteen sensing points. The transmitter communicates temperature and velocity with any building automation system through analog outputs. EAMP's are perfect for both new and retrofit applications.



***Complete with IECC Class 1 leakage rated damper!  
Field calibrate the output signal to within 1% of setpoint!***

## STANDARD FEATURES

- Low-leak CD60 Damper
- Factory mounted actuator
- Electronic Hot Film Mass Flow Sensor
- 4-20mA input
- 0-20mA output proportional to CFM
- Factory calibrated controller in nonvolatile EPROM
- BACnet compatible
- Single point 24 volt power connection
- 100 to 1 Turndown

## OPTIONAL FEATURES

- 120/24 transformer (shipped loose)
- Remote mounted 12"x12" NEMA-1 hinged controls enclosure



**EAMS060 with standard actuator and factory controls**

The EAMS060 combines the precise measurement of the AMCA certified EAMS series air measuring station, with Ruskin's ultra low-leak, class 1 control damper, the CD60. The controller is factory calibrated and programmed to operate the damper actuator to the desired cfm setpoint. As the air scoop manifold pressurizes, it directs flow over a high performance, heated mass flow sensor housed in a sensor chase. This arrangement protects the sensor from moisture and airborne debris. The EAMS060 is ideal for measuring and controlling outside air.


Each EAMS060 air measuring station is tested on a wind tunnel and factory set to your job specific measuring range. The 0-20mA output signal is proportional to the CFM and may be field calibrated to within 1% of setpoint CFM.

The EAMS060 is 18" deep and comes with flanged connections on both sides for easy installation. The installation requires a simple 24 volt connection to power the controller, sensor and actuator. The output terminals may be wired to any building automation system to report flow.



## Licensed to bear the AMCA Certified Ratings Seal!

Complete  
Factory  
Assembly



EAMS shown with standard factory controls

### STANDARD FEATURES

- Electronic Hot Film Mass Flow Sensor
- 4-20mA input
- 0-20mA output proportional to CFM
- Factory calibrated controller in nonvolatile EPROM
- BACnet compatible
- Single point 24 volt power connection

### OPTIONAL FEATURES

- 120/24 transformer (shipped loose)
- Remote mounted 12"x12" NEMA-1 hinged controls enclosure

EAMS electronic air measuring stations combine pressure averaging and electronic sensing. As the air scoop manifold pressurizes, it directs flow over a high performance, heated mass flow sensor housed in a sensor chase. This arrangement protects the sensor from moisture and airborne debris. The unique design makes the EAMS perfect for measuring outside air.

Each EAMS air measuring station is tested at Ruskin's facility and set to your job specific measuring range. The 0-20mA output signal is proportional to the CFM and may be field calibrated to within 1% of setpoint CFM.

The EAMS is 12" deep and comes with flanged connections on both sides for easy installation. The installation requires a simple 24 volt connection to power the controller and sensor. The output terminals may be wired to any building automation system to report flow. The EAMS provides an economical alternative to installing a box full of parts that could result in installation errors and improper airflow measurement.

Ruskin Company certifies that the EAMS Air Monitoring Station shown herein is licensed to bear the AMCA Seal – Airflow Measuring Station Performance. The ratings shown are based on tests and procedures performed in accordance with AMCA publication 611 and comply with requirements of the AMCA Certified Ratings Program.



## **Full Range Factory Calibration!** **Field tune output signal to within 1% of setpoint CFM**

**Patented  
Air Measuring  
Damper**

### STANDARD FEATURES

- Honeycomb airflow straightener
- Anodized aluminum sensing blades
- Application specific, factory calibrated controller in nonvolatile EPROM
- 0-10 VDC input
- 0-10 VDC output proportional to CFM
- Single point 120 volt power connection

### OPTIONAL FEATURES

- CO<sub>2</sub> Sensor
- Flow alarm contacts — Leed EQc1 solution



The IAQ50X is the most sophisticated air measuring and control device in the industry. It calculates flow based on a combination of differential pressure and blade position. Each unit is factory tested on Ruskin's wind tunnel. A relationship to flow and blade position is established during the full range calibration process. The controller determines flow by comparing the differential pressure and blade position to a lookup table in the programming code. This precise method of measuring airflow is what allows us to read down to 150 feet per minute. The programming code is safe within a nonvolatile EPROM format to protect loss of data during a power outage.

For applications with limited space, the IAQ50X combines an airflow straightener, air measuring station and a class 1 damper in an 11 inch deep assembly.

In addition to the precise flow measuring characteristics, the IAQ50X supports the ventilation air and maximum leakage rates required in the following codes and standards.

- ASHRAE 62 and 189
- California Title 24
- ASHRAE 90.1
- International Mechanical Code
- International Energy Conservation Code

The IAQ50X is a turnkey solution that may be used in standalone applications or tied in with any building automation system.

**Complete with AMCA Class 1 leakage rated damper!\***  
**Factory mounted and piped transducer!**



AMS050 shown with optional actuator

The AMS050 combines the precise measurement of the AMS air measuring station with an AMCA certified, ultra low-leak, class 1 control damper the CD50.

The unit comes completely factory assembled, with the total and static pressure chambers piped to a low pressure transducer. The 0 to 10 volt transducer output signal is proportional to CFM and may be routed to any building automation system.

The AMS050 has many control options:

- Standard transducer (used in conjunction with your own actuator and BAS)
- Factory commissioned actuator and transducer (communicating with any BAS)
- Standalone control package, including actuator, transducer and factory programmed AMS070V controller

You can effectively monitor and control airflow from 300 to 5,000 FPM, to within  $\pm 3\%$  accuracy, with the AMS050. This makes the unit suitable for any application that requires controlling to a variable setpoint.

Since the AMS050 is only 15 inches deep, it installs in a very tight envelope. The AMS050 has a number of flange mounting options or it can be sleeve mounted. The easy installation requires a 24 volt power supply and wiring to the BAS, if required.

The AMS050 is licensed to bear the AMCA Certified Ratings Seal for Airflow Measurement Station Air Performance and is combined with a CD50 class 1 damper that is licensed to bear the AMCA Certified Ratings Seal for Air Performance and Leakage Performance.

#### STANDARD FEATURES

- Low-leak CD50 Damper
- Honeycomb airflow straightener
- Anodized aluminum sensing blades
- Factory piped low pressure transducer with 0-10 VDC output

#### OPTIONAL FEATURES

- AMS810 Pressure transducer with LCD Display 0-10V or 4-20mA output
- Factory mounted and tested damper actuators
- AMS070V Factory calibrated controller in NEMA 1 electrical enclosure with 120/24 transformer (inset)
- 120/24 transformer (shipped loose)



AMS070V optional controls

Ruskin Company certifies that the AMS050 Air Monitoring Station shown herein is licensed to bear the AMCA Certified Rating Seal – Airflow Measuring Station Performance. The ratings shown are based on tests and procedures performed in accordance with AMCA publication 611 and comply with requirements of the AMCA Certified Ratings Program. The AMCA Certified Ratings Seal applies to airflow measurement performance only.



## O.A. Measuring Louver with Wind-Driven Rain Protection!

Patented  
Air Measuring  
Louver

### STANDARD FEATURES

- Anodized aluminum sensing blades
- Factory piped Low & High pressure chambers
- Low pressure transducer (ships loose)
- Brass port fittings

### OPTIONAL FEATURES

- AMS810 Pressure transducer with LCD Display (inset)
- Transducers with mA output signal
- 120/24 transformer (shipped loose)



AMS810 optional transducer



AML3 shown with factory piped pressure sensing

The Patented AML3 and AML6\* are designed to perform under extreme conditions. The AML3 is licensed to bear the AMCA certified ratings seal and combines the functions of a high performance outside air intake louver and an air measuring station in an assembly that requires far less space than an individually installed louver and air measuring device. The standard 0 to 10 volt transducer output signal is proportional to CFM and may be routed to any building automation system for continuous monitoring of the airflow.

AML transducer options:

- Standard low pressure transducer with 0-10 VDC output signal
- Transducer with 4-20 mA output
- LCD display transducer for easy measurement at the device (displays differential pressure)

You can effectively monitor airflow to within  $\pm 3\%$  accuracy with our air measuring louvers. It is perfect for measuring outside air intake on any air handling unit or mechanical room application. The louver is a class A device, meaning it has a moisture penetration effectiveness ratio of 100%.

- AML3 measures from 275 to 2,024 FPM (free area velocity)
- AML6\* measures from 345 to 2,149 FPM (free area velocity)

If space is tight, AML's are a great solution. The AML3 is only 4 inches deep and the AML6 is 7 inches deep. Both may be installed 4" in front of a damper for a total installation depth of only 14" and 17", respectively. Both models have a variety of mounting flange options to reduce installation time.

Space  
Saver

Ruskin Company certifies that the AML3 Air Monitoring Station shown herein is licensed to bear the AMCA Seal. The ratings shown are based on tests and procedures performed in accordance with AMCA publication 511 and comply with requirements of the AMCA Certified Ratings Program.



**Measure O.A. Where It Starts!  
Includes Transducer and AMCA Class 1 Damper!**



IAQ350XL shown with optional actuator

#### STANDARD FEATURES

- Anodized aluminum sensing blades
- Factory installed and piped Low pressure transducer
- AMCA class 1 damper (CD50)\*
- AMCA Class A louver (AML3)\*
- AMCA Certified Wind Driven Rain (AML3)\*
- AMCA Certified Air Performance (AML3 & CD50)\*
- AMCA Certified Leakage (CD50)\*

#### OPTIONAL FEATURES

- AMS810 Pressure transducer with LCD Display
- Factory mounted and tested damper actuators
- Factory calibrated controller in NEMA 1 electrical enclosure with 120/24 transformer (inset)
- 120/24 transformer (shipped loose)

Ruskin model IAQ350XL is designed to perform under the most extreme conditions. It combines the AML3 louver with a factory mounted ultra low leak damper the CD50. The AML3 and CD50 are AMCA certified and combine the functions of a high performance outside air intake louver and an air measuring station in an assembly that requires far less space than an individually installed louver and air measuring device. The louver section is a wind-driven rain Class A design, tested at 50 MPH wind and 8 inches of rainfall per hour. The standard 0 to 10 volt transducer output signal is proportional to CFM and may be routed to any building automation system for continuous monitoring of the airflow.

The IAQ350XL has the following control options:

- Standard transducer (used in conjunction with your own actuator and BAS)
- Factory commissioned actuator and transducer (communicating with any BAS)
- Standalone factory calibrated controller, including actuator, transducer and factory programmed controller in NEMA 1 enclosure

You can effectively monitor and control airflow to within  $\pm 3\%$  accuracy with the IAQ350XL\* air measuring louver/damper. It is perfect for measuring outside air intake on any air handling unit or mechanical room application.

The IAQ350XL is the only available unit in the industry to offer a class A louver and a class 1 damper in an assembly that measures flow to within  $\pm 3\%$  accuracy. This is a perfect application for measuring outside air when water penetration and space are critical. The assembly has a water penetration effectiveness ratio of 100% at 2,024 feet per minute (free area velocity) and it installs in 12 inches.

\*The AMCA certified ratings seal does not apply to Model IAQ350XL.

**Licensed to bear the AMCA Certified Ratings Seal!  
Completely factory assembled and piped!**

**Complete  
Factory  
Assembly**

#### STANDARD FEATURES

- Honeycomb airflow straightener
- Anodized aluminum sensing blades
- Factory piped Low pressure transducer with 0-10 VDC output

#### OPTIONAL FEATURES

- AMS810 Pressure transducer with LCD Display (inset)
- Transducers with mA output signal
- 120/24 transformer (shipped loose)



AMS810 optional transducer

The AMS offers precise airflow measurement and comes completely factory assembled, with total and static pressure chambers piped to a low pressure transducer. The 0 to 10 volt transducer output signal is proportional to CFM and may be routed to any building automation system for continuous monitoring of the airflow.

The AMS has several transducer options:

- Standard low pressure transducer with 0-10 VDC output signal
- Transducer with 4-20 mA output
- High pressure transducer for applications over 2,000 FPM
- LCD display transducer for easy measurement at the device

You can effectively monitor airflow from 300 to 5,000 FPM, to within  $\pm 3\%$  accuracy, with the AMS. This makes the unit suitable for many retrofit applications where a damper is already installed.

The AMS is only 9 inches deep, making it perfect for retrofit applications that do not have a lot of space available. It also has a variety of mounting flange options to improve installation time. This easy installation requires a 24 volt power supply and wiring to the BAS, if required.

Ruskin Company certifies that the AMS Air Monitoring Station shown herein is licensed to bear the AMCA Certified Rating Seal – Airflow Measuring Station Performance. The ratings shown are based on tests and procedures performed in accordance with AMCA publication 611 and comply with requirements of the AMCA Certified Ratings Program.



**Great for Retrofit Applications!**  
**Licensed to bear the AMCA Certified Ratings Seal!**



### STANDARD FEATURES

- Low pressure transducer
- Tubing (precut to length)
- Mounting screws & Installation instructions
- AMCA Certified Air Performance

### OPTIONAL FEATURES

- AMS810 Pressure transducer with LCD Display (inset)
- Full Factory Assembly (AMP015)

Ruskin probe kits (AMP001, AMP015 and AMP025) include everything needed to field install an air measuring station that is capable of measuring a range between 400 and 5,000 feet per minute. The standard 0 to 10 volt transducer output signal is proportional to CFM and may be routed to any building automation system (BAS) for continuous monitoring of the airflow.

The AMP Series Probes have the following control options:

- Standard voltage transducer (0-10 VDC output)
- Optional Milliamp transducer (4-20 mA output)
- Optional transducer with LCD display (displays differential pressure)
- Optional high pressure transducer (for use on applications exceeding 2000 FPM velocity)

You can effectively monitor airflow to within  $\pm 5\%$  accuracy with any AMP series probe kit or the AMP015 probe assembly. All products are perfect for measuring airflow in existing duct and install in minutes.




**AMP015 Shown with optional AMS810 Transducer**



**AMS025\* Assembly**

Ruskin Company certifies that the AMP001, AMP002, AMP003 and AMP015 Series Air Monitoring Stations shown herein are licensed to bear the AMCA Seal – Airflow Measuring Station Performance. The ratings shown are based on tests and procedures performed in accordance with AMCA publication 611 and comply with requirements of the AMCA Certified Ratings Program.



\*The AMCA certified ratings seal does not apply to Model AMP025.

## *Air Measurement in a true round damper!*

### STANDARD FEATURES

- ABS sensing blades
- Factory installed and piped  
Low pressure transducer
- Ultra Low-leak damper
- Available from 6" to 24" diameter

### OPTIONAL FEATURES

- Anodized aluminum sensing blades
- AMS810 Pressure transducer with  
LCD Display
- Factory mounted and tested damper  
actuators
- Factory calibrated controller in NEMA  
1 electrical enclosure with 120/24  
transformer
- Zone Control T-stats



CDRAMS shown with optional factory controller

The CDRAMS was developed in response to industry requirements for a low leak air measuring damper that is easy to install in round ductwork. Ruskin's innovative solution includes a frame with rolled stiffener beads that ensure proper installation.

The CDRAMS can be furnished with a manual locking arm or a variety of pneumatic or electric actuators. Dampers may also be ordered in fail-safe and spring return arrangements. Controlled actuators include an integral logic board and pressure ports that are piped into the CDRAMS flow cross.



Participating in the **Green movement** and becoming members of organizations like **USGBC** and the EPA's **Energy Star** is more than symbolic. It requires a **long-term commitment** in both people and financial resources. We understand the breadth of this commitment and the end result of **preserving the environment** for future generations is well worth it.



Tom Edwards  
President, Ruskin

**RUSKIN**<sup>®</sup>  
**Air & Sound Control**  
*Specified by Many – Equaled by None*

3900 Dr. Greaves Rd., Kansas City, MO 64030  
(816) 761-7476 ■ Fax (816) 765-8955  
Email: [ruskin@ruskin.com](mailto:ruskin@ruskin.com) ■ [www.ruskin.com](http://www.ruskin.com)

August 2012 AMB812 replaces AMB311

ISO9001  
CERTIFIED

