

LM375D

Adjustable Drainable Louver
Formed Steel



APPLICATION

The LM375D is a 4" stationary louver with roll formed economical galvanized steel construction. This louver is designed with a drainable gutter system channeling water from blades to the downspouts in the jambs, where water is exhausted out the front of the louver.

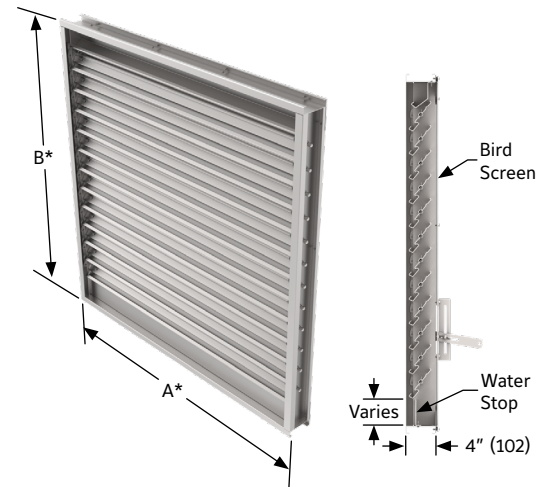
STANDARD CONSTRUCTION

Frame	4" (102) deep, 16 (1.6) gage galvanized steel. Caulking surface provided.
Blades	1 (1.6) gage galvanized steel drainable blades are positioned at 37 1/2° angle and spaced approximately 3 3/8" (86) center to center.
Screen	1/2" (13) mesh x 19 gage (1.1) galvanized bird screen in removable frame. Screen adds approximately 1/2" (13) to louver depth.
Seals	Stainless steel jamb seals.
Finish	Mill.
Linkage	Concealed in frame.
Bearings	Stainless Steel.
Axles	Plated steel hex.
Actuator	Louver quadrant.
Minimum Size	12" w x 12" h (305 x 305).
Approximate Shipping Weight	6 lbs. per sq. ft. (29.3 per m ²).
Maximum Factory Assembly Size	Shall not exceed 48" x 96" (1219 x 2438) with or without seals. Louvers larger than the maximum factory assembly size will require field assembly of smaller sections.

Consult Ruskin for additional information.

FEATURES

- ▶ 44% Free Area
- ▶ Published performance ratings based on testing in accordance with AMCA Publication 511
- ▶ Rugged galvanized steel construction for long operating life
- ▶ Stainless steel bearings and concealed linkage to reduce operating torque requirements



YEAR LIMITED WARRANTY

ISO9001 CERTIFIED

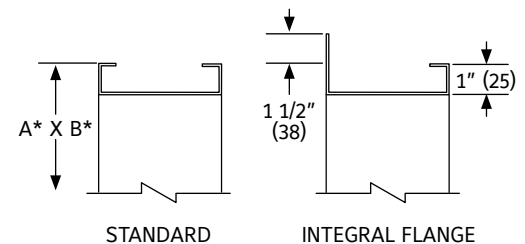
VARIATIONS

Variations to the basic design of this louver are available at additional cost. They include:

- ▶ Extended sill
- ▶ Hinged frame
- ▶ Front or rear security bars
- ▶ Filter racks
- ▶ Installation angles
- ▶ Jamb seals
- ▶ A variety of bird and insect screens
- ▶ Selection of finishes: Prime coat, 50% PDVF (modified fluoropolymer), Epoxy, Pearledize 50 and 70, 70% PVDF, Clear and Color Anodized finishes. (Some variation in anodize color consistency is possible)

Consult Ruskin for other special requirements.

FRAME CONSTRUCTION



Note:

- Dimensions in inches, parenthesis () indicate millimeters.
- Units can be furnished actual size or with size deducts.

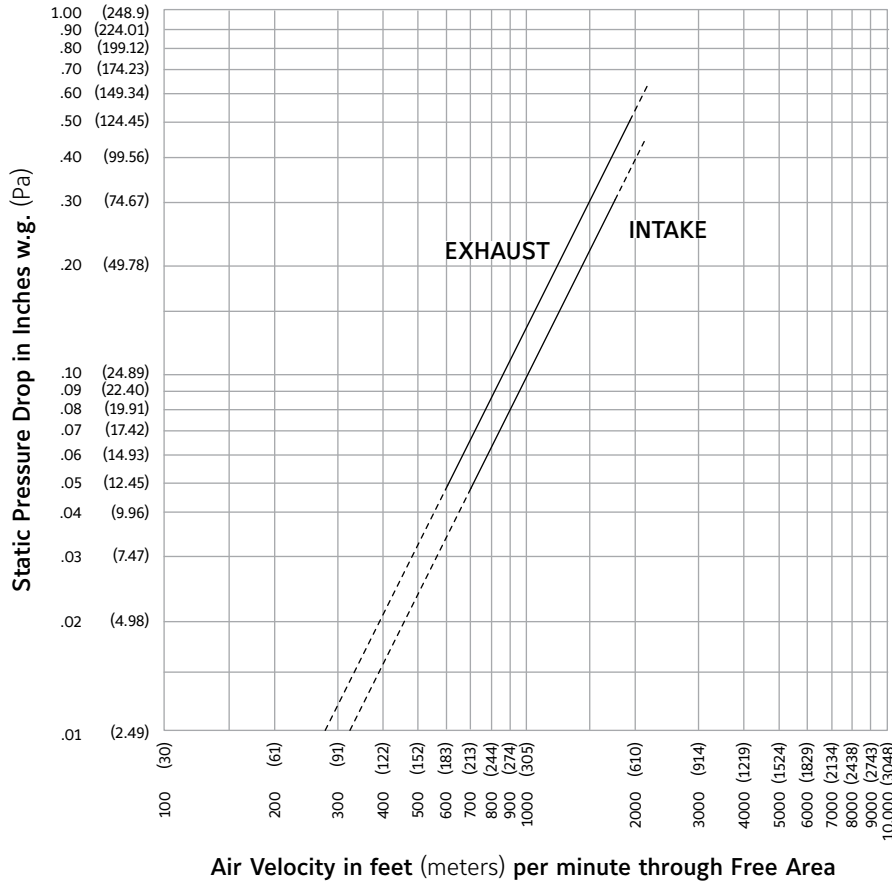
FREE AREA GUIDE

Free Area Guide shows free area in ft² and m² for various sizes of LM375D.

		Width – Inches and Meters						
		12	18	24	30	36	42	48
		0.30	0.45	0.60	0.75	0.90	1.05	1.20
Height – Inches and Meters	12	0.14	0.22	0.30	0.38	0.47	0.55	0.63
		0.01	0.02	0.03	0.04	0.04	0.05	0.06
	18	0.37	0.60	0.83	1.06	1.29	1.51	1.74
		0.03	0.06	0.08	0.10	0.12	0.14	0.16
	24	0.61	0.99	1.36	1.73	2.11	2.48	2.85
		0.06	0.09	0.13	0.16	0.20	0.23	0.27
	30	0.85	1.37	1.89	2.41	2.93	3.44	3.96
		0.08	0.13	0.18	0.22	0.27	0.32	0.37
	36	1.09	1.76	2.42	3.08	3.75	4.41	5.07
		0.10	0.16	0.23	0.29	0.35	0.41	0.47
	42	1.33	2.14	2.95	3.76	4.57	5.38	6.18
		0.12	0.20	0.27	0.35	0.43	0.50	0.57
	48	1.52	2.44	3.36	4.29	5.21	6.13	7.06
		0.14	0.23	0.31	0.40	0.48	0.57	0.66
	54	1.76	2.83	3.89	4.96	6.03	7.10	8.17
		0.16	0.26	0.36	0.46	0.56	0.66	0.76
60	2.00	3.21	4.42	5.64	6.85	8.06	9.28	
	0.19	0.30	0.41	0.52	0.64	0.75	0.86	
66	2.24	3.59	4.95	6.31	7.67	9.03	10.39	
	0.21	0.33	0.46	0.59	0.71	0.84	0.97	
72	2.48	3.98	5.48	6.99	8.49	10.00	11.50	
	0.23	0.37	0.51	0.65	0.79	0.93	1.07	
78	2.71	4.36	6.01	7.66	9.31	10.96	12.61	
	0.25	0.41	0.56	0.71	0.87	1.02	1.17	
84	2.95	4.75	6.54	8.34	10.13	11.93	13.72	
	0.27	0.44	0.61	0.78	0.94	1.11	1.28	
90	3.14	5.05	6.96	8.87	10.77	12.68	14.59	
	0.29	0.47	0.65	0.82	1.00	1.18	1.36	
96	3.38	5.43	7.49	9.54	11.60	13.65	15.70	
	0.31	0.50	0.70	0.89	1.08	1.27	1.46	

PRESSURE DROP

Test size 48" x 48" (1219 x 1219)



Rating do not include the effect of a bird screen.

PERFORMANCE DATA

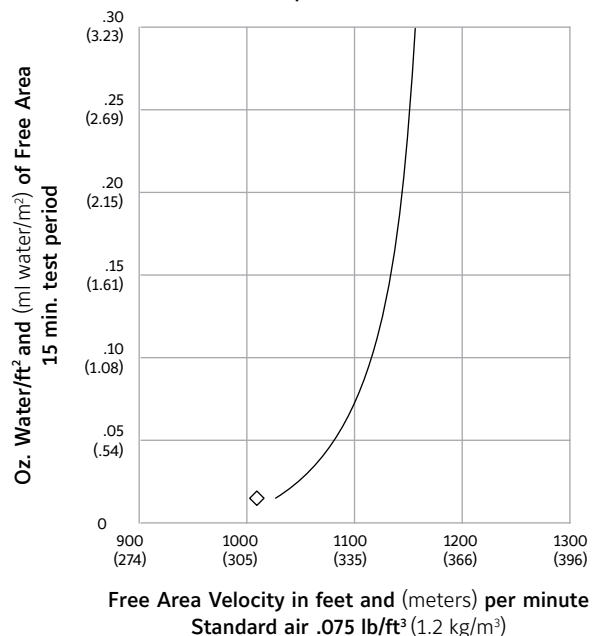
AMCA Standard 500 provides a reasonable basis for testing and rating louvers. Testing to AMCA 500 is performed under a certain set of laboratory conditions. This does not guarantee that other conditions will not occur in the actual environment where louvers must operate.

Designs should provide a reasonable safety factor for louver performance by selecting at some point below pressure drop or water penetration system requirements.



Ruskin Manufacturing certifies that the louver shown herein is licensed to bear the AMCA Seal. The ratings shown are based on tests and procedures performed in accordance with AMCA Standard 511 and comply with the requirements of the AMCA Certified Ratings Program. AMCA Certified Ratings Seal applies to air performance and water penetration ratings only.

Water Penetration
 Test size 48" wide X 48" high (1219 X 1219)
 Beginning point of water penetration at .01 oz. /sq. ft. is
 1027 fpm (313 m/min).



SUGGESTED SPECIFICATION

Furnish and install louvers as hereinafter specified where shown on plans or as described in schedule. Louvers shall be stationary type entirely contained within a 4" (102) frame. Louver components (heads, jambs, sills, blades & mullions) shall be factory assembled by the louver manufacturer. Louver sizes too large for shipping shall be built up by the contractor from factory assembled louver sections to provide overall sizes required. Louver design shall incorporate structural supports required to withstand a wind load of 30 lbs. per sq. ft. (1.44kPa) equivalent of a 110 mph wind (177 KPH) - specifier may substitute any loading required).

Louvers shall be Ruskin Model LM375D construction as follows:

Frame: 16 (1.6) gage galvanized steel.

Blades: 16 (1.6) gage galvanized steel at 37 1/2° angle and spaced approximately 3 3/8" (86) center to center.

Screen: .50 (13) mesh x 19 gage (1.1) galvanized steel in removable frame.

Finish: Select finish specification from Ruskin Finishes Brochure.

Published louver performance data bearing the AMCA Certified Ratings Seal for Air Performance & Water Penetration must be submitted for approval prior to fabrication and must demonstrate pressure drop and water penetration equal to or less than Ruskin model specified.

LINKS TO IMPORTANT DOCUMENTS

Document Title
Paint Finishes and Color Guide
Limited Warranty Document



3900 Doctor Greaves Road
Grandview, MO 64030
Website: www.ruskin.com
Phone: (816) 761-7476