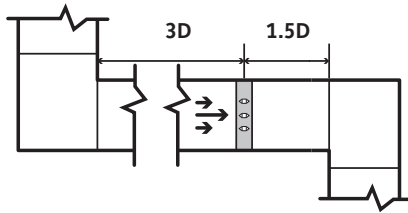




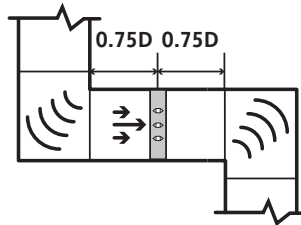
PLACEMENT GUIDE

DUCT AND PLENUM THERMAL DISPERSION PLACEMENT GUIDE

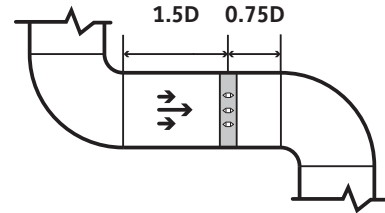
UNVANED ELBOWS



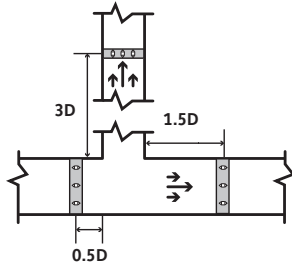
VANED ELBOWS



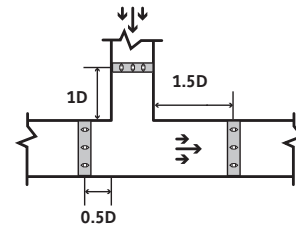
SWEEP ELBOW



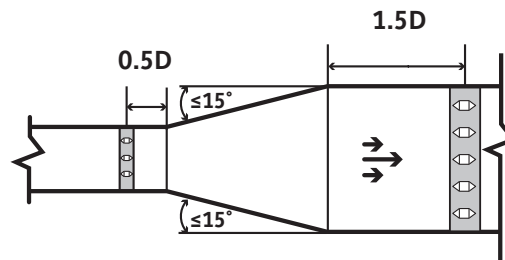
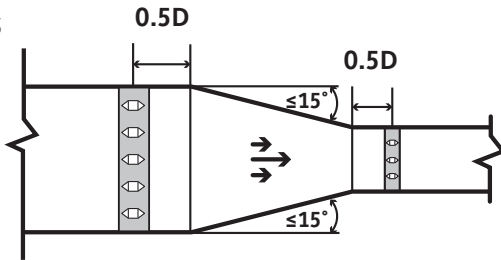
SUPPLY 'T' FITTING



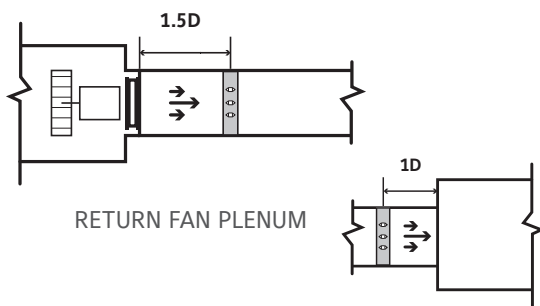
RETURN 'T' FITTING



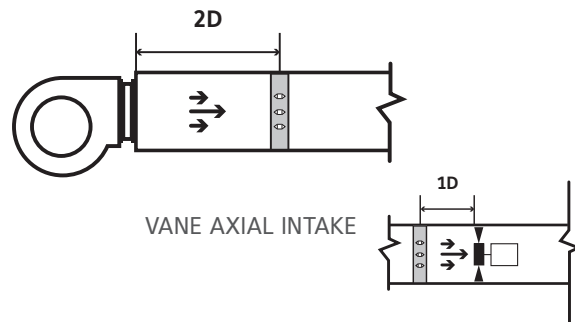
TRANSITIONS



FAN PLENUM SUPPLY



CENTRIFUGAL FAN DISCHARGE



D = Basic Equivalent Duct Diameter ($\frac{\text{Width} + \text{Height}}{2}$)

NOTES:

Sensor uncertainty is $\pm 2\%$ and does not include sampling uncertainty. The recommended number of probes and sensors, as shown in our installation manual, represent the minimum number of sensing points that can be used for an installed accuracy of $\pm 3\%$, when locations meet suggested guidelines. Velocity sampling uncertainty can be reduced by adding more sensors, and when necessary more probes, to help compensate for locations that do not have sufficient spacing between upstream and downstream obstructions.



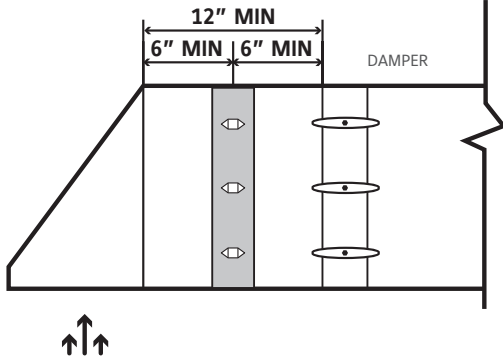
TDP05K ADVANCED THERMAL DISPERSION AIRFLOW & TEMPERATURE MEASURING PROBE



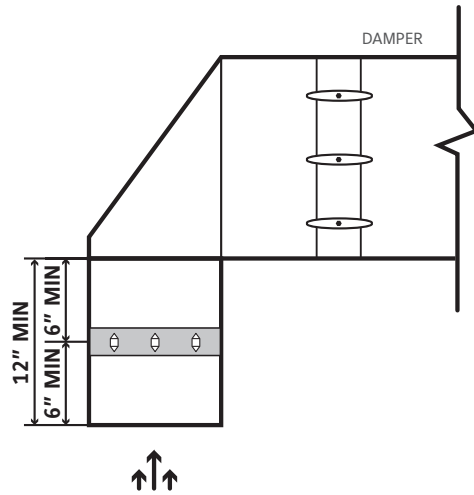
PLACEMENT GUIDE

INTAKE HOOD & FIXED LOUVER THERMAL DISPERSION PLACEMENT GUIDE

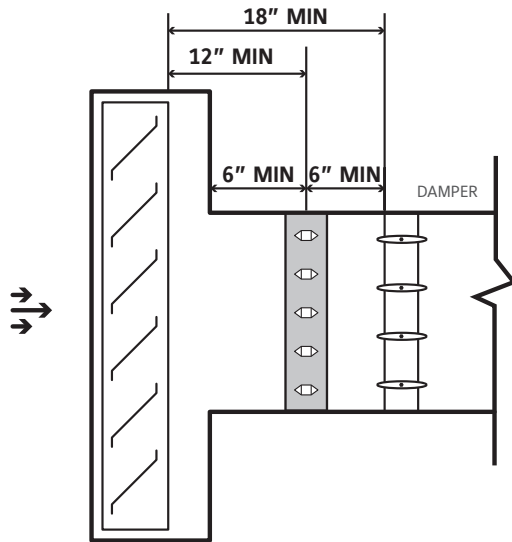
INTAKE HOOD



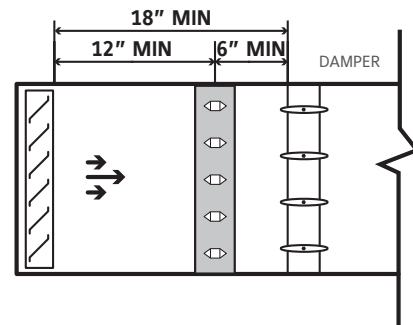
INTAKE HOOD



FIXED LOUVER



FIXED LOUVER



3900 Dr. Greaves Rd.
Grandview, Mo 64030
816.761.7476
FAX 816.765.8955
www.ruskin.com