

ELF6375DFL

Drainable Stationary Louver Extruded Aluminum Louver

UL Listed for 50 PSF Windload | Florida Product Approval # FL6068.1



APPLICATION

The ELF6375DFL is a 6" deep stationary louver that is UL listed and Florida Product approved. This louver is suitable for use in non-impact resistant applications with windloads up to +50 psf. The drainable gutter system channels water from the blades to downspouts in the jambs, where water is exhausted out of the front of the louver.

STANDARD CONSTRUCTION

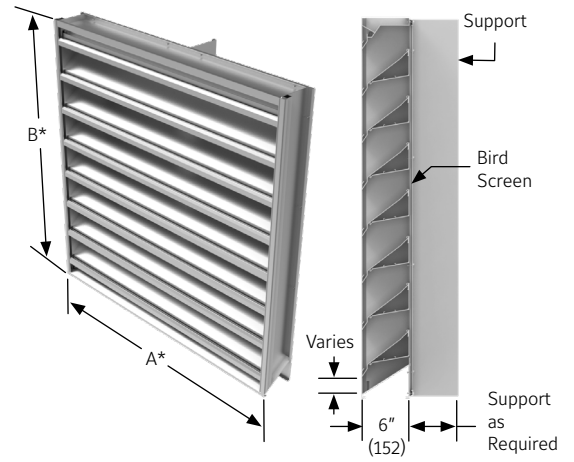
Frame	6" (152) deep, 6063T6 extruded aluminum. .081" (2.1) nominal wall thickness. Downspouts and caulking slots provided.
Blades	6063T6 extruded aluminum. .081" (2.1) nominal wall thickness. Drainable blades are positioned at 37 1/2° angle and spaced approximately 5 29/32" (150) center to center.
Screen	5/8" x .040" (16 x 1) expanded, flattened aluminum bird screen in removable frame. Screen adds approximately 1/2" (13) to louver depth.
Finish	Mill.
Minimum Size	12"w x 12"h (305 x 305).
Approximate Shipping Weight	5 lbs./ft. ² (24.4 kg/m ²).
Maximum Size	Maximum single ship section size 90"w x 120"h (2286 x 3048) or 120"w x 90"h (3048 x 2286). Maximum field assembled size of ship sections is 180"w x 120"h (4572 x 3048) or 240"w x 90"h (6096 x 2286). A maximum of two sections may be joined side by side. Single section heights only: sections cannot be stacked in height. Openings taller than the maximum louver height will need to be divided into multiple openings with suitable structural members. Structural members are not designed by others or provided by Ruskin.
Installation	Must be installed per approved installation method. Refer to the related installation instruction sheet for details.
Supports	Factory installed on louvers over 60" wide. Depth varies from 3" (76) to 6" (152) depending on louver size (consult Ruskin for more information).

FEATURES

- ▶ AMCA540 Listed (Basic Protection)
- ▶ Meets 2004 Florida Building Code TAS202-94 requirements ±50 psf windload
- ▶ 57% Free Area
- ▶ Published performance ratings based on testing in accordance with AMCA Publication 511
- ▶ Listed for AMCA 540 Basic Impact Protection
- ▶ High performance frame system with drainable head collects and removes water to provide excellent water penetration performance
- ▶ Drain gutter in each blade minimizes water cascade between blades
- ▶ Architecturally styled hidden mullions allowing continuous line appearance up to 120" (3048)
- ▶ All aluminum construction for low maintenance and high resistance to corrosion
- ▶ All welded construction

NOTES:

- Dimensions in parenthesis () indicate millimeters.
- Units can be furnished actual size or with size deducts.



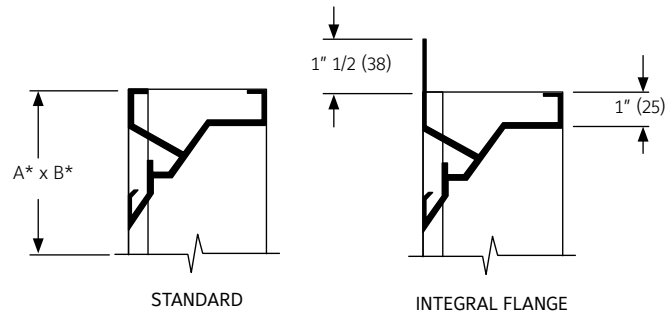
VARIATIONS

Variations to the basic design of this louvers are available at additional cost. They include:

- ▶ Extended sill
 - ▶ Front or rear security bars
 - ▶ Filter racks
 - ▶ A variety of bird and insect screens
 - ▶ Blank off panels
 - ▶ Sleeve option
 - ▶ Optional finishes available at additional cost. Please see [Paint Finishes and Color Guide](#) and [Finish Type Model Chart](#) for more details. Contact louversales@ruskin.com with questions
- Consult Ruskin for other special requirements.

UL CLASSIFIED as a Wind Resistive Building Component in accordance with ASTM E330-02 for ±50 psf (2.39 kPA) windload. UL File No. R22052.

FRAME CONSTRUCTION



FREE AREA GUIDE

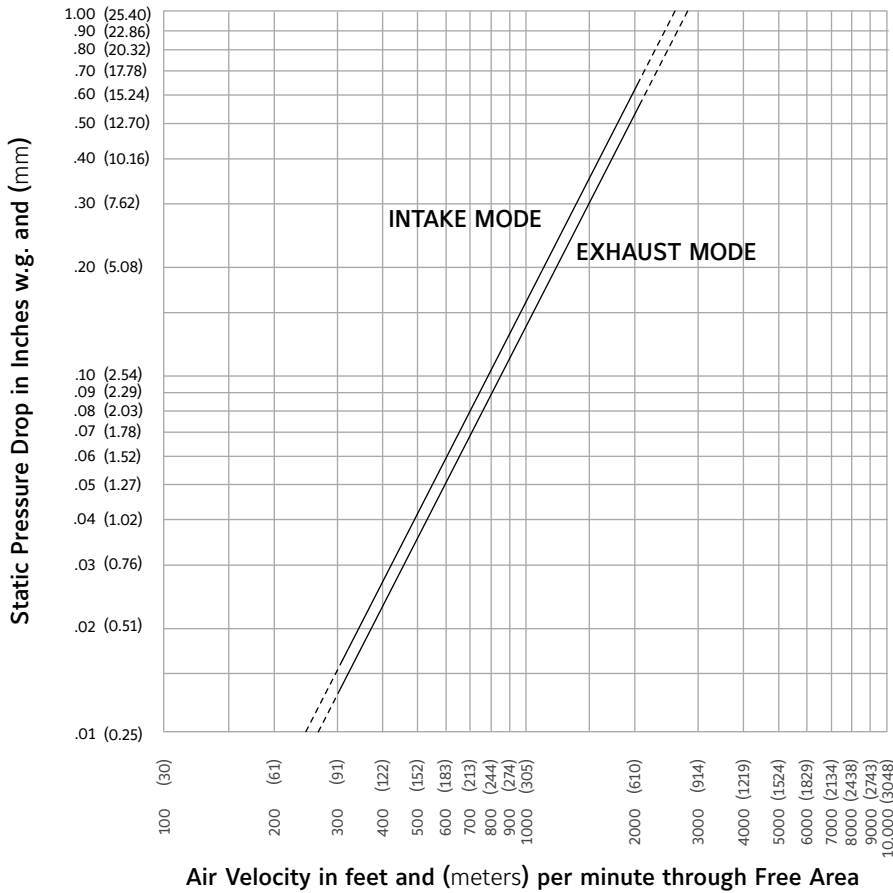
Free Area Guide shows free area in ft² and m² for various sizes of ELF6375DFL.

Width – Inches and Meters

HEIGHT	12	18	24	30	36	42	48	54	60	66	72	78	84	90	96	102	108	114	120
	0.30	0.45	0.60	0.75	0.90	1.05	1.20	1.35	1.50	1.65	1.80	1.95	2.10	2.25	2.40	2.55	2.70	2.85	3.00
12	0.36	0.57	0.79	1.00	1.22	1.43	1.65	1.86	2.08	2.29	2.51	2.72	2.94	3.15	3.37	3.58	3.80	4.01	4.23
0.30	0.03	0.05	0.07	0.09	0.11	0.13	0.15	0.17	0.19	0.21	0.23	0.25	0.27	0.29	0.31	0.33	0.35	0.37	0.39
18	0.63	1.00	1.38	1.76	2.13	2.51	2.89	3.26	3.64	4.02	4.39	4.77	5.15	5.52	5.90	6.28	6.65	7.03	7.41
0.45	0.06	0.09	0.13	0.16	0.20	0.23	0.27	0.30	0.34	0.37	0.41	0.44	0.48	0.51	0.55	0.58	0.62	0.65	0.69
24	0.90	1.44	1.97	2.51	3.05	3.59	4.13	4.66	5.20	5.74	6.28	6.82	7.36	7.89	8.43	8.97	9.51	10.05	10.58
0.60	0.08	0.13	0.18	0.23	0.28	0.33	0.38	0.43	0.48	0.53	0.58	0.63	0.68	0.73	0.78	0.83	0.88	0.93	0.98
30	1.17	1.87	2.57	3.27	3.97	4.67	5.37	6.07	6.76	7.46	8.16	8.86	9.56	10.26	10.96	11.66	12.36	13.06	13.76
0.75	0.11	0.17	0.24	0.30	0.37	0.43	0.50	0.56	0.63	0.69	0.76	0.82	0.89	0.95	1.02	1.08	1.15	1.21	1.28
36	1.44	2.30	3.16	4.02	4.88	5.74	6.60	7.47	8.33	9.19	10.05	10.91	11.77	12.63	13.50	14.36	15.22	16.08	16.94
0.90	0.13	0.21	0.29	0.37	0.45	0.53	0.61	0.69	0.77	0.85	0.93	1.01	1.09	1.18	1.26	1.34	1.42	1.50	1.58
42	1.71	2.73	3.75	4.77	5.80	6.82	7.84	8.87	9.89	10.91	11.94	12.96	13.98	15.01	16.03	17.05	18.07	19.10	20.12
1.05	0.16	0.25	0.35	0.44	0.54	0.63	0.73	0.82	0.92	1.01	1.11	1.21	1.30	1.40	1.49	1.59	1.68	1.78	1.87
48	1.97	3.16	4.34	5.53	6.71	7.90	9.08	10.27	11.45	12.64	13.82	15.01	16.19	17.38	18.56	19.75	20.93	22.11	23.30
1.20	0.18	0.29	0.40	0.51	0.62	0.73	0.84	0.95	1.07	1.18	1.29	1.40	1.51	1.62	1.73	1.84	1.95	2.06	2.17
54	2.24	3.59	4.94	6.28	7.63	8.98	10.32	11.67	13.01	14.36	15.71	17.05	18.40	19.75	21.09	22.44	23.79	25.13	26.48
1.35	0.21	0.33	0.46	0.58	0.71	0.83	0.96	1.09	1.21	1.34	1.46	1.59	1.71	1.84	1.96	2.09	2.21	2.34	2.46
60	2.51	4.02	5.53	7.04	8.55	10.05	11.56	13.07	14.58	16.09	17.59	19.10	20.61	22.12	23.63	25.13	26.64	28.15	29.66
1.50	0.23	0.37	0.51	0.65	0.79	0.93	1.08	1.22	1.36	1.50	1.64	1.78	1.92	2.06	2.20	2.34	2.48	2.62	2.76
66	2.78	4.45	6.12	7.79	9.46	11.13	12.80	14.47	16.14	17.81	19.48	21.15	22.82	24.49	26.16	27.83	29.50	31.17	32.84
1.65	0.26	0.41	0.57	0.72	0.88	1.04	1.19	1.35	1.50	1.66	1.81	1.97	2.12	2.28	2.43	2.59	2.74	2.90	3.05
72	3.05	4.88	6.71	8.55	10.38	12.21	14.04	15.87	17.70	19.53	21.36	23.20	25.03	26.86	28.69	30.52	32.35	34.18	36.02
1.80	0.28	0.45	0.62	0.79	0.97	1.14	1.31	1.48	1.65	1.82	1.99	2.16	2.33	2.50	2.67	2.84	3.01	3.18	3.35
78	3.32	5.31	7.31	9.30	11.29	13.29	15.28	17.27	19.26	21.26	23.25	25.24	27.24	29.23	31.22	33.22	35.21	37.20	39.19
1.95	0.31	0.49	0.68	0.86	1.05	1.24	1.42	1.61	1.79	1.98	2.16	2.35	2.53	2.72	2.90	3.09	3.27	3.46	3.65
84	3.59	5.75	7.90	10.05	12.21	14.36	16.52	18.67	20.83	22.98	25.14	27.29	29.45	31.60	33.75	35.91	38.06	40.22	42.37
2.10	0.33	0.53	0.73	0.94	1.14	1.34	1.54	1.74	1.94	2.14	2.34	2.54	2.74	2.94	3.14	3.34	3.54	3.74	3.94
90	3.86	6.18	8.49	10.81	13.13	15.44	17.76	20.07	22.39	24.71	27.02	29.34	31.65	33.97	36.29	38.60	40.92	43.24	45.55
2.25	0.36	0.57	0.79	1.01	1.22	1.44	1.65	1.87	2.08	2.30	2.51	2.73	2.94	3.16	3.37	3.59	3.81	4.02	4.24
96	4.13	6.61	9.09	11.56	14.04	16.52	19.00	21.47	23.95	26.43	28.91	31.39	33.86	36.34	38.82	41.30	43.78	46.25	48.73
2.40	0.38	0.61	0.84	1.08	1.31	1.54	1.77	2.00	2.23	2.46	2.69	2.92	3.15	3.38	3.61	3.84	4.07	4.30	4.53
102	4.40	7.04	9.68	12.32	14.96	17.60	20.24	22.88	25.51	28.15	30.79	33.43	36.07	38.71	41.35	43.99	46.63	49.27	51.91
2.55	0.41	0.65	0.90	1.15	1.39	1.64	1.88	2.13	2.37	2.62	2.86	3.11	3.35	3.60	3.85	4.09	4.34	4.58	4.83
108	4.67	7.47	10.27	13.07	15.87	18.67	21.48	24.28	27.08	29.88	32.68	35.48	38.28	41.08	43.88	46.69	49.49	52.29	55.09
2.70	0.43	0.69	0.96	1.22	1.48	1.74	2.00	2.26	2.52	2.78	3.04	3.30	3.56	3.82	4.08	4.34	4.60	4.86	5.12
114	4.94	7.90	10.86	13.83	16.79	19.75	22.71	25.68	28.64	31.60	34.57	37.53	40.49	43.45	46.42	49.38	52.34	55.30	58.27
2.85	0.46	0.73	1.01	1.29	1.56	1.84	2.11	2.39	2.66	2.94	3.21	3.49	3.77	4.04	4.32	4.59	4.87	5.14	5.42
120	5.21	8.33	11.46	14.58	17.70	20.83	23.95	27.08	30.20	33.33	36.45	39.58	42.70	45.82	48.95	52.07	55.20	58.32	61.45
3.00	0.48	0.77	1.07	1.36	1.65	1.94	2.23	2.52	2.81	3.10	3.39	3.68	3.97	4.26	4.55	4.84	5.13	5.42	5.71

PRESSURE DROP

Test size 48" x 48" (1219 X 1219)
 Ratings do not include the effect of a bird screen.



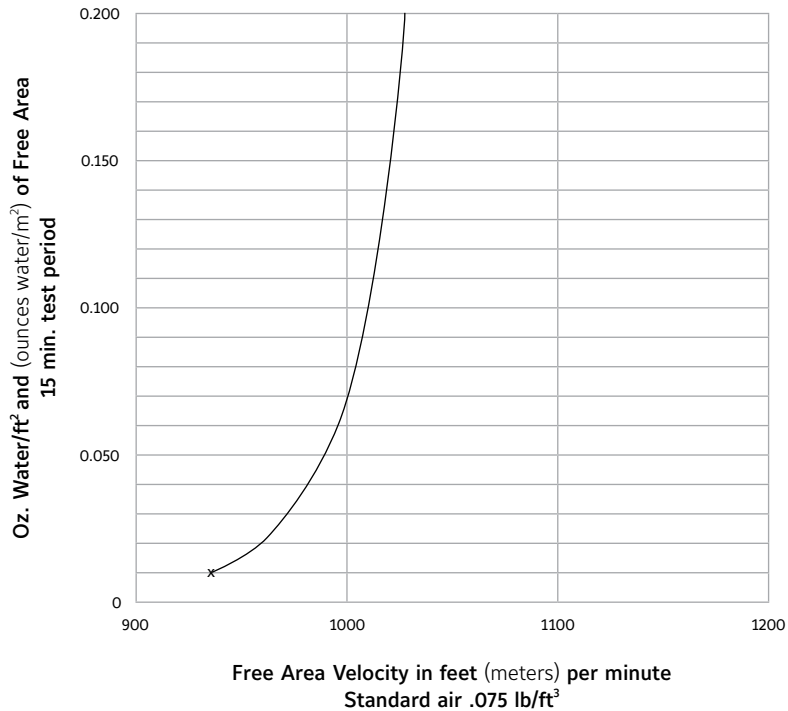
Ruskin Company certifies that the ELF6375DFL Louvers shown herein are licensed to bear the AMCA Seal. The ratings shown are based on tests and procedures performed in accordance with AMCA Publication 511 and comply with the requirements of the AMCA Certified Ratings Program. The AMCA Certified Ratings Seal applies to air performance ratings and water penetration ratings only.

PERFORMANCE DATA

AMCA Standard 500 provides a reasonable basis for testing and rating louvers. Testing to AMCA 500-L is performed under a certain set of laboratory conditions. This does not guarantee that other conditions will not occur in the actual environment where louvers must operate.

The louver system should be designed with a reasonable safety factor for louver performance. To ensure protection from water carryover design with a performance level somewhat below maximum desired pressure drop and .01 oz./sq. ft. of water penetration.

Water penetration
Test size 48" wide X 48" high (1219 X 1219)
Beginning point of water penetration at .01 oz./sq.ft.
is 932 fpm (283 m/min).



SUGGESTED SPECIFICATION

Furnish and install louvers as hereinafter specified where shown on plans or as described in schedules. Louvers shall be UL Classified for wind resistant building components in accordance with ASTM E330-02 for ± 50 psf windload. Louvers shall be stationary drainable type with drain gutters in each blade and downspouts in jambs and mullions. Louvers shall have a minimum of 57% free area based on a 48" wide x 48" high (1219 x 1219) size. Stationary drainable blades shall be contained within a 6" (152) frame. Louver components (heads, jambs, sills, blades, & mullions) shall be factory assembled by the louver manufacturer. Louver sizes too large for shipping shall be built up by the contractor from factory assembled louver sections to provide overall sizes required. Louver design shall limit span between visible mullion to 10 feet (3) and shall incorporate structural supports required to withstand a wind load of 50 lbs. per sq. ft. (.96kPa).

Louvers shall be Ruskin model ELF6375DFL extruded 6063T6 aluminum alloy construction as follows:

Frame: 6" (152) deep, .081" (2.1) wall thickness.

Blades: .081" (2.1) wall thickness. Drainable blades positioned at 37 1/2° angle and spaced approximately 5 29/32" (150) center to center.

Screen: 5/8" x .040" (16 x 1) expanded, flattened aluminum bird screen in removable frame.

Finish: Select finish specification from Ruskin Finishes Brochure.

Published louver performance data bearing: a) AMCA Certified Ratings Seal for Air Performance & Water Penetration and b) UL classification information and file number must be submitted for approval prior to fabrication and must demonstrate pressure drop and water penetration equal to or less than the Ruskin model specified.

i LINKS TO IMPORTANT DOCUMENTS

Document Title
Paint Finishes and Color Guide
Limited Warranty Document



3900 Doctor Greaves Road
 Grandview, MO 64030
 Website: www.ruskin.com
 Phone: (816) 761-7476