

XP500

FEMA Louver

FEMA P-361 (2020) and ICC 500 (2021) Compliant

RUSKIN
AUTHORITY IN AIR CONTROL

APPLICATION

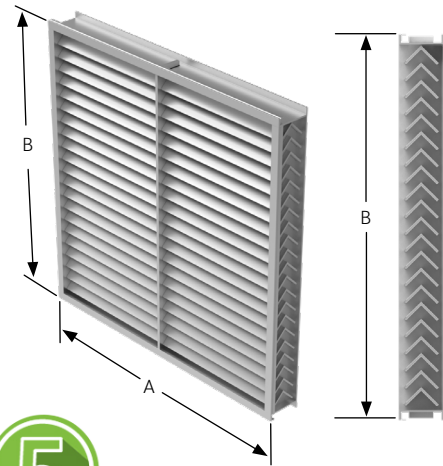
The XP500 is a stationary extreme weather louver with sightproof blades. This louver is tested to FEMA 361 standard design and ICC500 specification for large missile impact and can be mounted internally, externally or in conjunction with other louvers with a 5" deep frame.

STANDARD CONSTRUCTION

Frame	2" x 5 1/2" x 2" (51 x 140 x 51) channel 1/4" (6) Thick Extruded Aluminum.
Blades	3" x 3" x 1/4" (75 x 75 x 6) Thick Chevron Style Extruded Aluminum.
Bird Screen	5/8" x .040" (16 x 1.) expanded flattened aluminum bird screen in removable frame. Screen adds approximately 1/2" (13) to louver depth. Screen required to meet spawling component to FEMA 361 standards.
Finish	Mill.
Minimum Size	12" w x 12" h (305 x 305).
Approximate Shipping Weight	13 lbs. per sq. ft. (193.5 kg/m ²).
Maximum Shipping Section Size	For 300 psf 48" w x 78" h (1220 x 1982). For 230 psf 48" w x 90" h (1220 x 2286). For 200 psf 48" w x 96" h (1220 x 2439).
Maximum Overall Assembly Size	Unlimited width x one section tall.

FEATURES

- ▶ Tested to FEMA Guideline P-361 (2020), ICC500 (2021)
- ▶ Louver complies with FEMA 361 Design and Construction for Community Shelters, Zone IV criteria, 250 MPH wind, 15 lb. 2 x 4 impact at 100 mph for tornadoes
- ▶ Louver complies with FEMA 361 Design and Construction for Community Shelters, Zone IV criteria, 230 MPH wind, 15 lb. 2 x 4 impact at 100 mph for Hurricanes
- ▶ Louver mounted externally in combination with wall louver or by itself internally
- ▶ 50% Free Area
- ▶ This product is Listed to applicable UL Standards and Requirements



YEAR LIMITED WARRANTY

ISO9001
CERTIFIED



VARIATIONS

Variations to the basic design of this louver are available at additional cost. They include:

- ▶ Extended sill
- ▶ Blank off panels
- ▶ Frame caps
- ▶ Please see [Paint Finishes and Color Guide](#) and [Finish Type Model Chart](#) for more details. Contact louversales@ruskin.com with questions
- ▶ Variety of screens and locations

Consult Ruskin for other special requirements.

NOTES:

- Dimensions in inches, parenthesis () indicate millimeters.
- Units can be furnished actual size or with size deducts.

FREE AREA GUIDE

Free Area Guide shows free area in ft² and m² for various sizes of XP500.

Width – Inches and Meters

	12 0.30	18 0.45	24 0.60	30 0.75	36 0.90	42 1.05	48 1.20
12 0.30	0.28 0.03	0.46 0.04	0.64 0.06	0.83 0.08	1.01 0.09	1.20 0.11	1.38 0.13
18 0.45	0.49 0.05	0.81 0.08	1.13 0.11	1.46 0.14	1.78 0.17	2.10 0.20	2.42 0.23
24 0.60	0.76 0.07	1.27 0.12	1.77 0.16	2.27 0.21	2.78 0.26	3.28 0.31	3.79 0.35
30 0.75	0.97 0.06	1.62 0.09	2.26 0.12	2.90 0.15	3.55 0.18	4.19 0.21	4.83 0.24
36 0.90	1.18 0.11	1.97 0.18	2.75 0.26	3.53 0.33	4.31 0.40	5.10 0.47	5.88 0.55
42 1.05	1.39 0.13	2.31 0.22	3.24 0.30	4.16 0.39	5.08 0.47	6.00 0.56	6.92 0.64
48 1.20	1.60 0.15	2.66 0.25	3.73 0.35	4.79 0.45	5.85 0.54	6.91 0.64	7.97 0.74
54 1.35	1.81 0.17	3.01 0.28	4.21 0.39	5.42 0.50	6.62 0.62	7.82 0.73	9.02 0.84
60 1.50	2.09 0.19	3.47 0.32	4.85 0.45	6.23 0.58	7.62 0.71	9.00 0.84	10.38 0.97
66 1.65	2.30 0.21	3.82 0.36	5.34 0.50	6.86 0.64	8.38 0.78	9.90 0.92	11.43 1.06
72 1.80	2.51 0.23	4.17 0.39	5.83 0.54	7.49 0.70	9.15 0.85	10.81 1.01	12.47 1.16
78 1.95	2.72 0.25	4.52 0.42	6.32 0.59	8.12 0.75	9.92 0.92	11.72 1.09	13.52 1.26
84 2.10	2.93 0.27	4.87 0.45	6.81 0.63	8.75 0.81	10.69 0.99	12.62 1.17	14.56 1.35
90 2.25	3.14 0.29	5.22 0.49	7.30 0.68	9.37 0.87	11.45 1.07	13.53 1.26	15.61 1.45
96 2.40	3.41 0.32	5.67 0.53	7.93 0.74	10.19 0.95	12.45 1.16	14.71 1.37	16.97 1.58

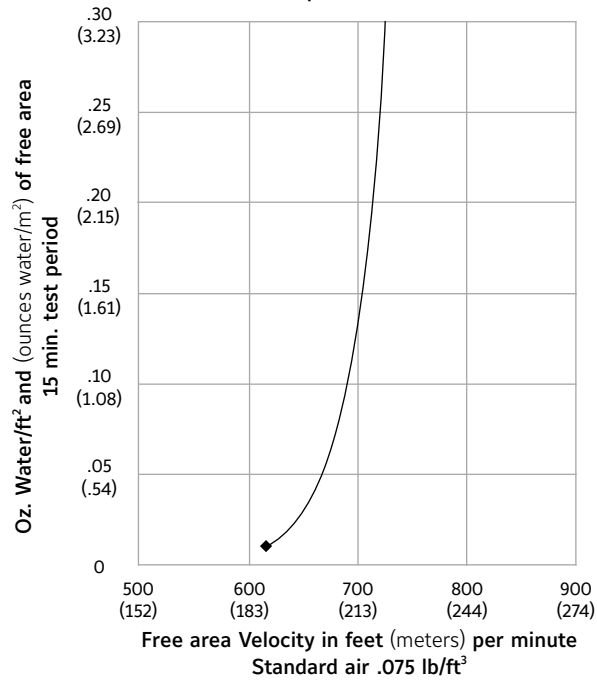
Height – Inches and Meters

WATER PENETRATION

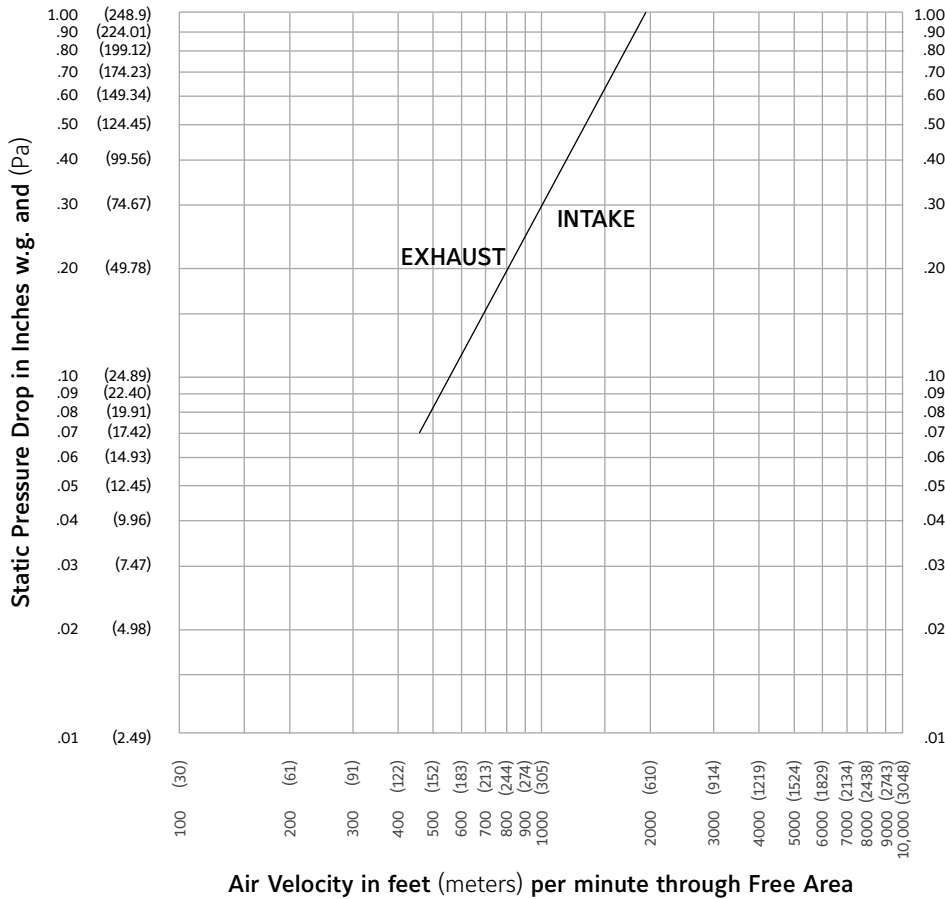
Water penetration

Test size 48" wide X 48" high (1219 X 1219)

Beginning point of water penetration at .01 oz. /sq. ft. is
615 fpm (187 m/min).



PRESSURE DROP



Ruskin Manufacturing Company certifies that the XP500 Louvers shown herein are licensed to bear the AMCA Seal. The ratings shown are based on tests and procedures performed in accordance with AMCA Publication 511 and comply with the requirements of the AMCA Certified Ratings Program. The AMCA Certified Ratings Seal applies to air performance ratings and water penetration ratings only.

LINKS TO IMPORTANT DOCUMENTS

Document Title

Paint Finishes and Color Guide

Limited Warranty Document



3900 Doctor Greaves Road
Grandview, MO 64030
Website: www.ruskin.com
Phone: (816) 761-7476