

DUCTBOARD

Installation Instruction Supplement

Fiberglass Ductboard Plenum For Ceiling Dampers

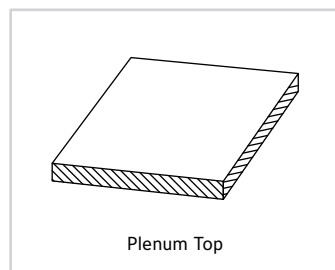
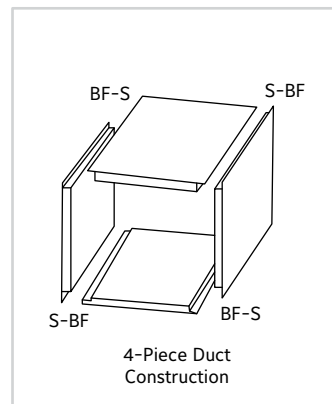
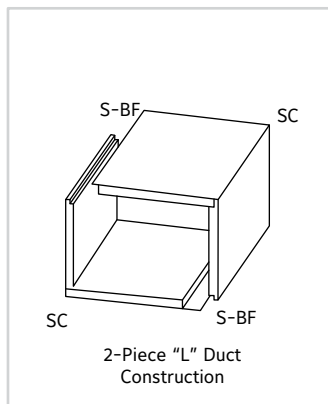
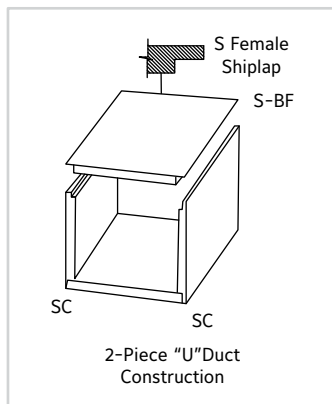
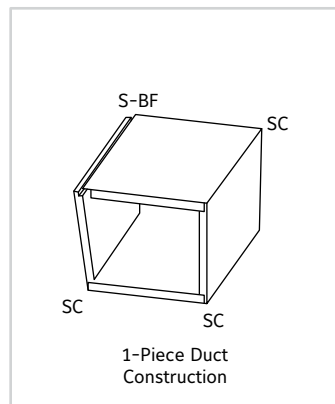
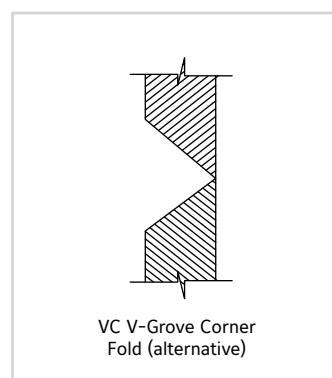
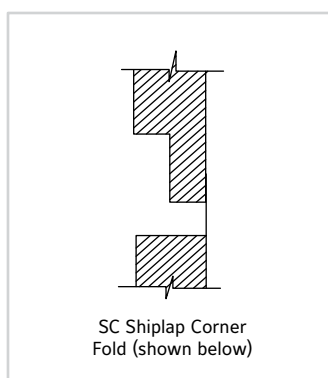
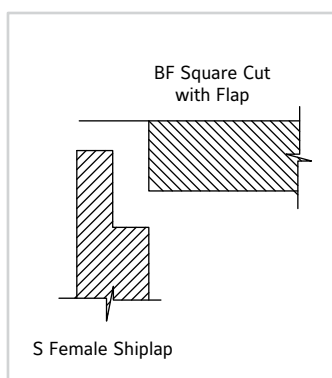
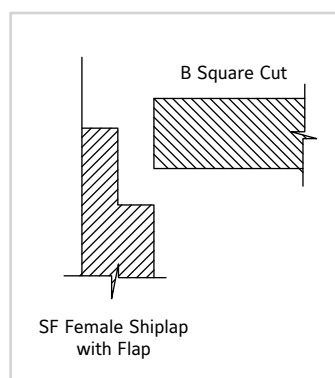


APPLICATION

Fiberglass ductboard plenum box used in conjunction with ceiling damper model CFD7T-R6-DB. Refer to UL Fire Resistance Directory for details on floor/ceiling and roof/ceiling designs.

SYSTEM COMPONENTS

Fiberglass ductboard shall be UL 181 listed and not to exceed 10 lbs. in weight. Seam to be sealed with UL 181 listed tape. The ductboard plenum to be connected to the ceiling damper with UL 181 listed tape. Ductboard may be wrapped with minimum of 30 gage steel and connected to ceiling damper frame minimum of two #6 sheet metal screws. 1/8" (3) tubular rivets, tack or spot-welds per side.



SEE COMPLETE MARKING ON PRODUCT



3900 Doctor Greaves Road
Grandview, MO 64030
Website: www.ruskin.com
Phone: (816) 761-7476